



**DLF2325-E / DLH2325-E V1 MaxRGB**  
**23" TFT LCD, LED Backlight 1000nits, MaxRGB, 1920x1080**

The DLF/DLH2325-E is a 23 inch industrial grade sunlight readable and HCS (High Color Saturation) LCD, with high brightness 1,000 nits and high color saturation, it produce sharp images, crisp text and lifelike colors. The Durapixel LED backlight technology ensures high reliability and low power consumption, suitable for outdoor application, kiosk, factory automation, military, transportation and gaming application.

**Key Features**

- High Brightness 1000 nits
- Sunlight Readable
- LED Backlight
- Low Power Consumption
- Wide Operation Temperature
- High Color Saturation
- BL MTBF: 100,000 hours



**Specifications**

<b>Model Name</b>	<b>DLF2325-E / DLH2325-E V1 MaxRGB</b>
<b>Description</b>	23" TFT LCD, LED Backlight 1,000nits, MaxRGB, 1920x1080
<b>Screen Size</b>	23"
<b>Display Area (mm)</b>	509.2(H) x 286.5(V) mm
<b>Brightness</b>	1000 cd/m <sup>2</sup>
<b>Resolution</b>	1920 x 1080
<b>Aspect Ratio</b>	16 : 9
<b>Contrast Ratio</b>	1000 : 1
<b>Pixel Pitch (mm)</b>	0.2652(H) x 0.2652(V)
<b>Pixel Pre Inch (PPI)</b>	96
<b>Viewing Angle</b>	178°(H), 178°(V)
<b>Color Saturation (NTSC)</b>	94%
<b>Display Colors</b>	16.7M
<b>Response Time (Typical)</b>	14 ms
<b>Video Interface (DLF)</b>	LVDS
<b>Power Consumption (DLF)</b>	32 W
<b>Dimensions (mm)</b>	533.2x312x11.9 mm
<b>Bezel Size(U/B/L/R)</b>	10.5/10.5/9.7/9.7 mm
<b>Weight (Net)</b>	2kg
<b>Video Interface (DLH)</b>	DVI-I , DP
<b>Power Consumption (DLH)</b>	35 W
<b>OSD Key</b>	4 Keys (Power Switch, Menu, +, -)
<b>OSD Control</b>	Brightness, Color, Contrast, Auto Turing, H/V Position...etc
<b>Operating Temperature</b>	0 °C ~ 50 °C
<b>Storage Temperature</b>	-20 °C ~ 60 °C

**DLF**= Panel+ LED Driving Board

**DLH**= Panel+ LED Driving Board + AD Control Board

*Specifications are subject to change without notice.*

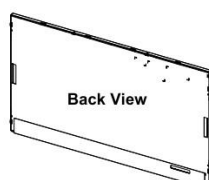
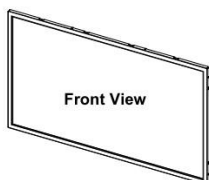
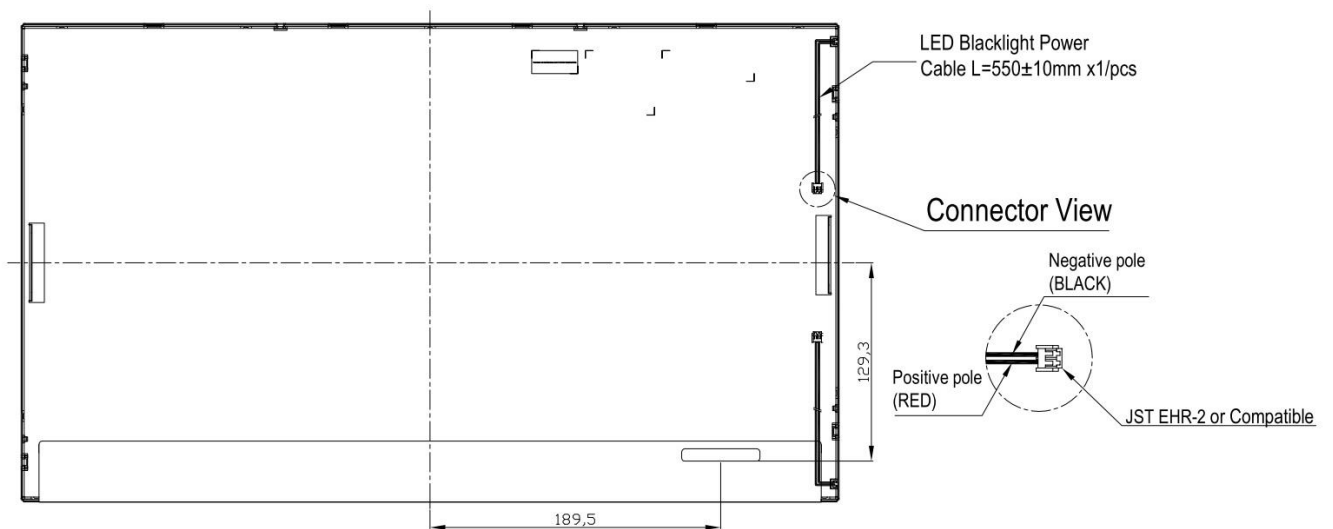

*All brands or product names are trademarks or registered trademarks of their respective companies.*



## Mechanical Drawing

### Outline Dimensions

Unit: mm



Note :

1. THE DIMENSION EXCLUDES DEFORMATION.
2. MODULE THICKNESS TO BE 11.9±0.3
3. LED B/L CONNECTOR : HD2505-02 OR COMPATIBLE
4. I/F CONNECTOR TO BE JAE FI-XB30SR-HF11 OR COMPATIBLE
5. M3 USER HOLE SCREW TORQUE 5.0 kgf- cm MAX.



### Ordering Information

Part Number	Description
<b>DLF2325-ENW-A01</b>	23",1000nits,FHD,MaxRGB.LID23,5in1,V1
<b>DLH2325-ENW-I01</b>	23",1000nits,FHD,MaxRGB.AD6038GDP+LID,DC12V,5in1,V1

### Optional Accessories

Part Number	Description
<b>840612051210</b>	ADAPTER,AC/DC,12V/5.4A,65W,Atech OEM A065112-TDx.4P SLIDING CAP,P
<b>810618301010</b>	CABLE.POWER.AC.1830mm USA type
<b>810618301090</b>	CABLE,POWER,AC,1830mm Europe type
<b>810618301050</b>	CABLE.POWER.AC.1830mm UK type
<b>810618301170</b>	CABLE.POWER,AC,1830mm Australia type
<b>810618301031</b>	CABLE.POWER.AC.1830mm Japan type

### By Customer Request

<b>Touch</b>	Resistive (Single-Touch), SCT (Single-Touch), PCT (Multi-Touch)
<b>AOT</b>	Liquid Bonding, OCA Bonding
<b>Glass</b>	Tempered glass, AR coating.....
<b>DC to DC Power Board</b>	DC9~36V input